



EDELSTAHL - Stirnradstufe

Stainless steel shielded ratio multipliers

This range is   certified




EDELSTAHL - Stirnradstufe

Stainless steel shielded ratio multipliers

Type <i>Tipo</i>	Torque <i>Coppia</i>	Center distance <i>Interasse</i>	Input power <i>Potenza in entrata</i>	Hollow output shaft <i>Albero cavo in uscita</i>
411L	38 Nm	38 mm	0.37 ÷ 1.5 kW	ø19 mm
511L	110 Nm	50 mm	1.1 ÷ 4.0 kW	ø28 mm



This product is:



The "L" series is an already totally enclosed aluminum gearboxes, that is shielded and sealed by stainless steel 316L case.




Output shaft is produced in AISI 316L.



Fully modular IEC flanges and compact NEMA C motor flanges.



Standard FPM (FKM) seals are used, since seals will be in a closed area.



Hardened and ground gears.

411L


38 Nm

EDELSTAHL - Stirnradstufe

Stainless steel shielded ratio multipliers

The dynamic efficiency is **0.98** for all ratios

Input speed (n_1) = 1400 min⁻¹

Output speed n_2 [min ⁻¹]	Ratio i	Motor power P_{1M} [kW]	Output torque M_{2M} [Nm]	Service factor $f.s$	Nominal power P_{1R} [kW]	Nominal torque M_{2R} [Nm]	B5 motor flanges		B14 motor flanges			Output shaft 	Ratios code
							-	-	-Q	-R	-T		
							-	-	71	80	90		
891	1.57	1.5	16	1.3	1.9	20			C	C		2844	01
493	2.84	1.5	28	1.2	1.8	35			C	C		1934	02
425	3.29	1.5	33	1.2	1.7	38			C	C		1756	03
362	3.87	1.5	39	1.0	1.5	40			C	C		1558	04
303	4.62	1.5	46	1.0	1.5	47			C	C		1360	05
222	6.30	1.1	46	1.0	1.1	46			C	C		1063	06
170	8.22	0.55	30	1.3	0.69	38			C	C		974	07
129	10.86	0.37	27	1.0	0.39	28			C	C		776	08

Motor flanges available
Flange motore disponibili

 B) Supplied with reduction bushing
Fornito con bussola di riduzione

B) Available on request without reduction bushing
Disponibile a richiesta senza bussola di riduzione

 C) Motor flange holes position
Posizione fori flangia motore

Lubrication

Lubrificazione

Unit 411L is supplied with synthetic oil to assure long life lubrication.

Food grade oil is available on request.

See Table 1 for lubrication and recommended quantity.

See Table 2 for possible radial and axial loads on the gearbox.

Il riduttore tipo 411L viene fornito con olio sintetico e lubrificazione tipo "long life".

Disponibile a richiesta olio alimentare.

Vedi Tabella 1 per oli e quantità consigliati.

Vedi Tabella 2 per i carichi radiali e assiali applicabili al riduttore.

Oil quantity for all positions: 0.10Lt.	Agip Telium VSF 320	Shell Omala S4 WE 320
Quantità olio per tutte le posizioni: 0.10Lt		

Radial and axial loads

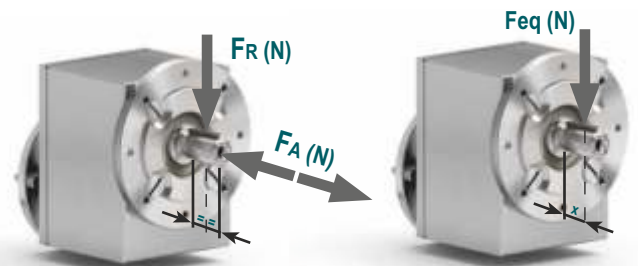
Carichi radiali e assiali

Output shaft

Albero di uscita

n_2 [min ⁻¹]	F_A [N]	F_R [N]
700	182	910
600	200	1000
400	230	1150
300	250	1250
200	290	1450
140	320	1600

$$F_{eq} = F_R \cdot \frac{41}{x + 21}$$



Tab. 1

Tab. 2

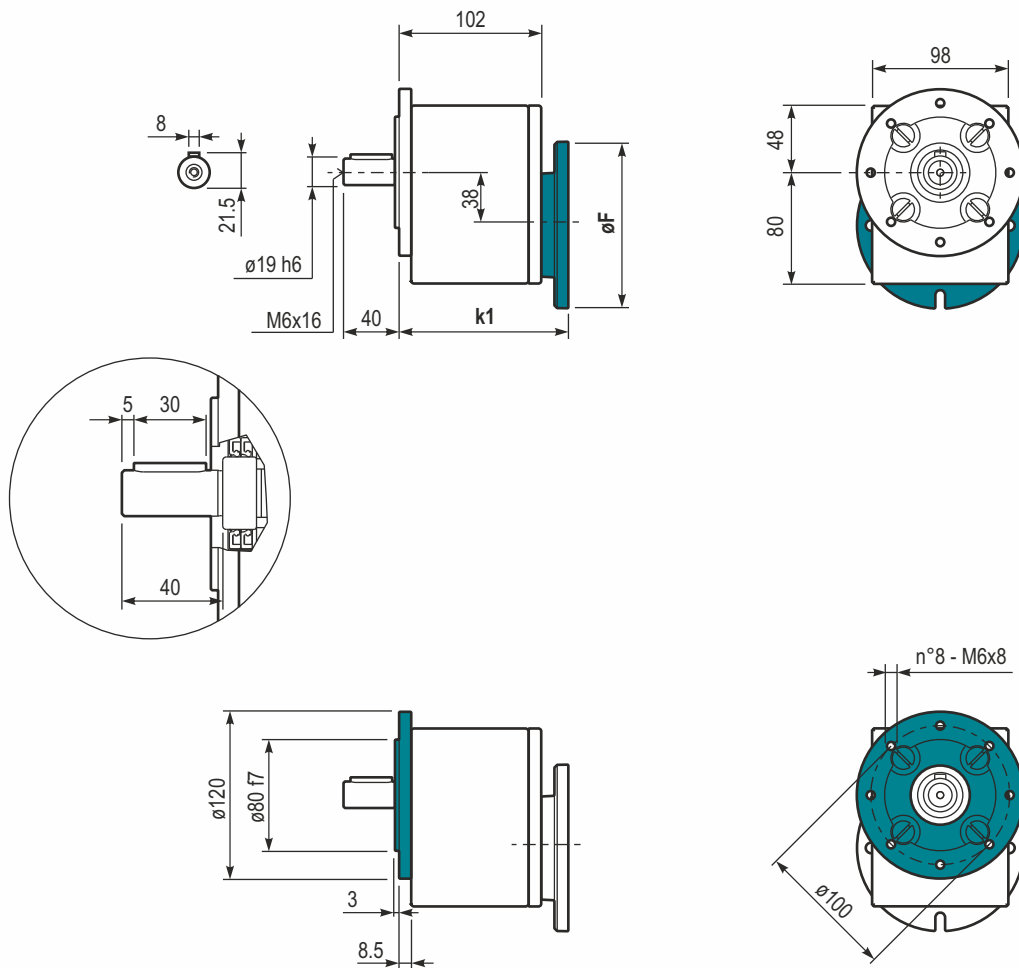
38
Nm

411L

P411L-F... **Basic gearbox**
Riduttore base

Gearbox weight 5.0 kg
Peso riduttore

M. flanges	Kit code	øF	k1
71 B14	KI634047	105	120
80 B14	KI634046	120	122
90 B14	KI634041	140	122



Edelstahl

511L




110 Nm

EDELSTAHL - Stirnradstufe

Stainless steel shielded ratio multipliers

The dynamic efficiency is **0.98** for all ratios

Input speed (n_1) = 1400 min⁻¹

Output speed n_2 [min ⁻¹]	Ratio i	Motor power P_{1M} [kW]	Output torque M_{2M} [Nm]	Service factor f.s	Nominal power P_{1R} [kW]	Nominal torque M_{2R} [Nm]	B5 motor flanges			B14 motor flanges				Output shaft 	Ratios code 
							-	-	-	-R	-T	-U			
1077	1.30	4	34	1.2	4.6	40	-	-	-	-R	-T	-U	3039	standard ø28	01
571	2.45	4	64	1.1	4.3	70	-	-	-	80	90	100-112	2049		02
423	3.31	4	87	1.0	4.1	90	-	-	-	-	-	-	1653		03
325	4.31	4	113	1.0	3.8	110	-	-	-	-	-	-	1356		04
266	5.27	3	104	1.1	3.1	110	-	-	-	-	-	-	1158		05
184	7.63	2.2	111	1.0	2.2	110	-	-	-	-	-	-	861		06
133	10.50	1.1	77	1.0	1.1	80	-	-	-	-	-	-	663		07

Motor flanges available
Flange motore disponibili

B) Supplied with reduction bushing
Fornito con bussola di riduzione

B) Available on request without reduction bushing
Disponibile a richiesta senza bussola di riduzione

C) Motor flange holes position
Posizione fori flangia motore

Lubrication

Lubrificazione

Unit 511L is supplied with synthetic oil to assure long life lubrication. Food grade oil is available on request.

See Table 1 for lubrication and recommended quantity.

See Table 2 for possible radial and axial loads on the gearbox.

Il riduttore tipo 511L viene fornito con olio sintetico e lubrificazione tipo "long life".

Disponibile a richiesta olio alimentare.

Vedi Tabella 1 per oli e quantità consigliati.

Vedi Tabella 2 per i carichi radiali e assiali applicabili al riduttore.

Oil quantity for all positions:
0.29Lt.

Quantità olio per tutte le posizioni: 0.29Lt

Agip
Telium VSF 320

Shell
Omala S4 WE 320

Radial and axial loads

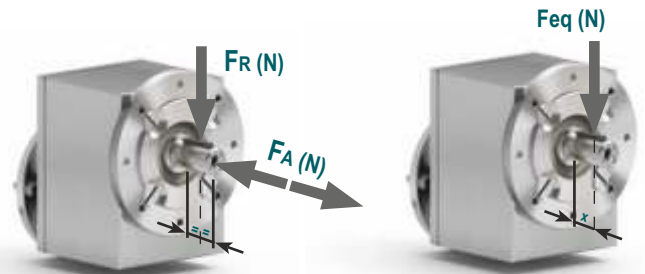
Carichi radiali e assiali

Output shaft

Albero di uscita

n_2 [min ⁻¹]	F_A [N]	F_R [N]
700	294	1470
600	320	1600
400	370	1850
300	400	2000
200	460	2300
140	510	2550

$$F_{eq} = F_R \cdot \frac{47.5}{X + 22.5}$$



Tab. 1

Tab. 2

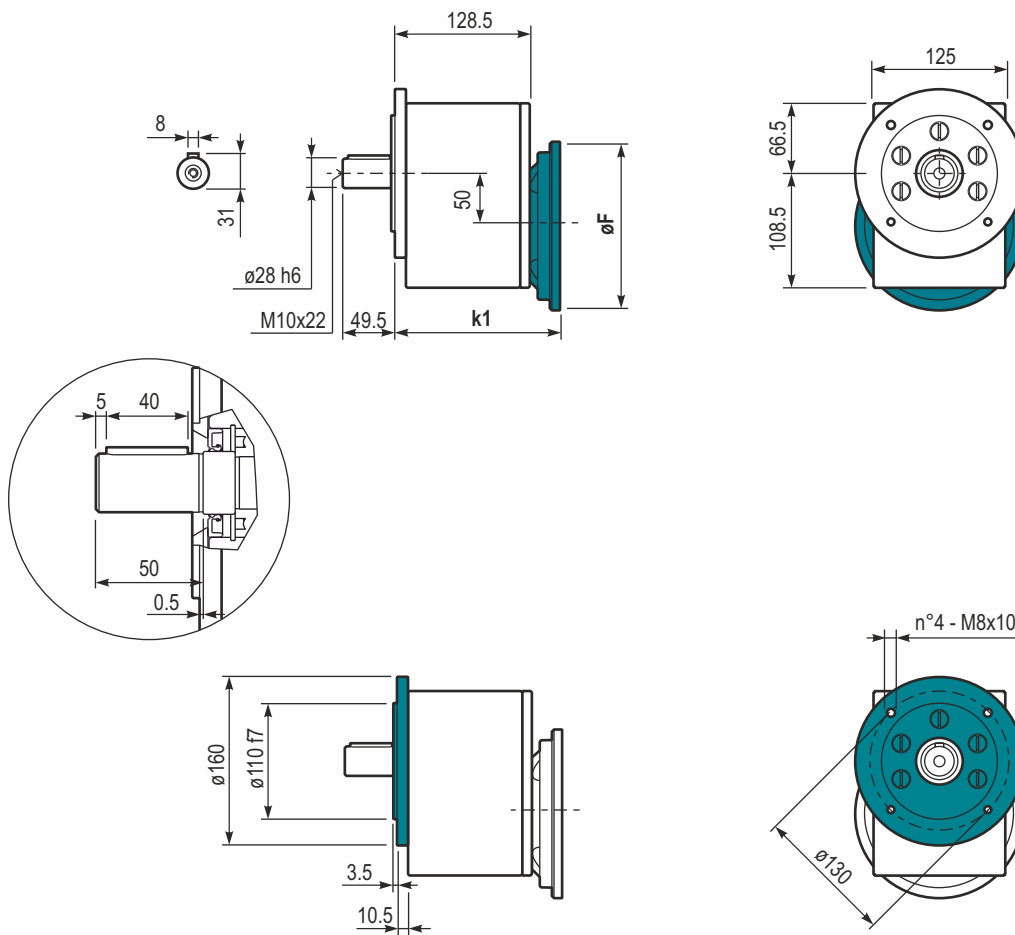
110
Nm

511L

P511L-F... **Basic gearbox**
Riduttore base

Gearbox weight 9.0 kg
Peso riduttore

M. flanges	Kit code	øF	k1
80 B14	KI854046	120	148.5
90 B14	KI854045	140	148.5
100-112 B14	KI854041	160	157.5



Edelstahl